




# Working with the Queen Bee

Catherine Oxendine



How to best communicate with Administration at your school!



# Who am I?

My name is Catherine Oxendine.  
I am a junior at Jack Britt  
High School in Fayetteville,  
North Carolina. I am the  
current NCASC President-  
Elect and the 2019-2020  
Central District Chair.



# Ice Breaker

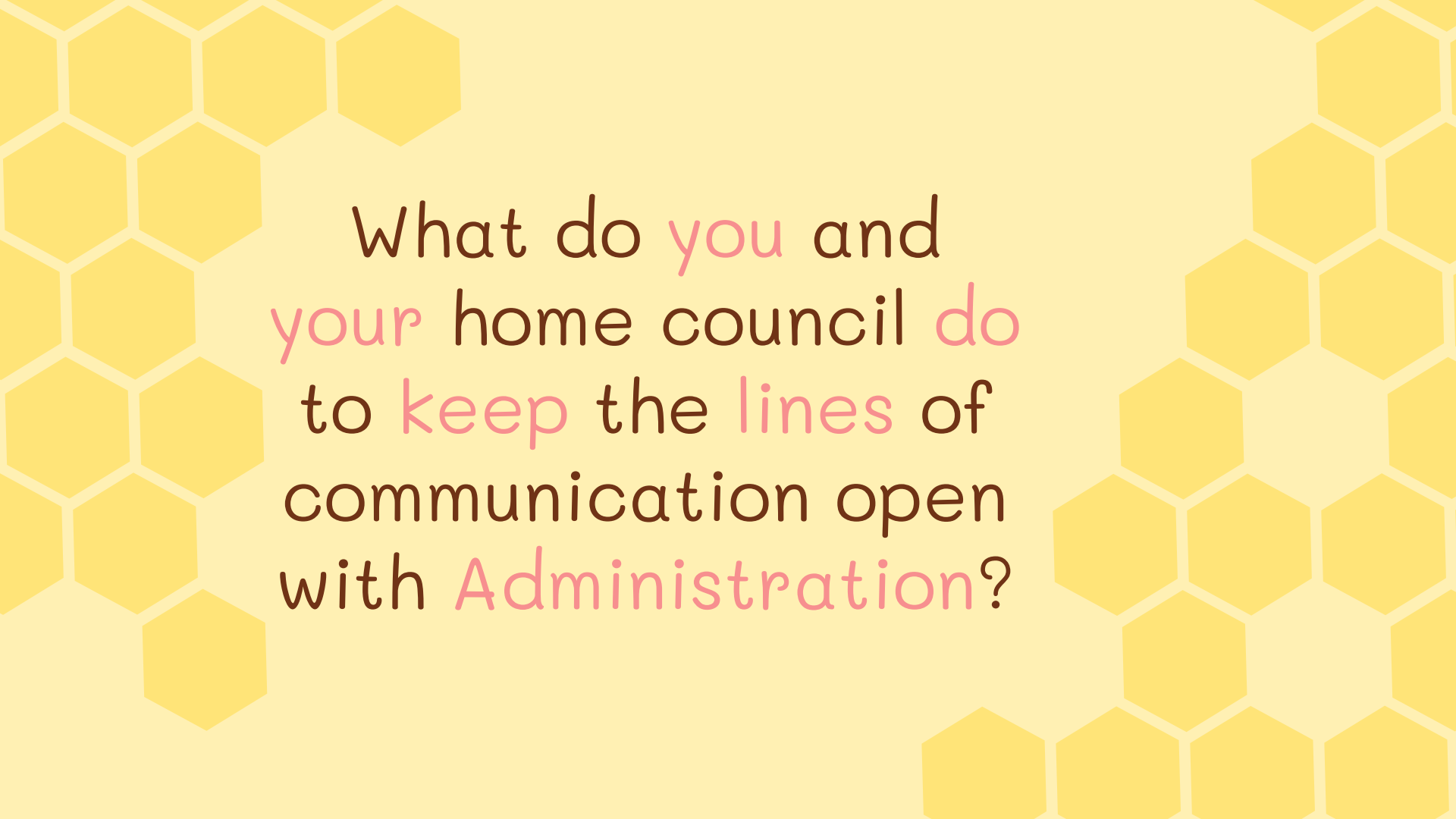
Rose, Bud, Thorn



# Ice Breaker

- **Rose:** Something good that has recently happened in your life.
- **Bud:** Something you are looking forward to.
- **Thorn:** Something negative that has happened in your life.



The background of the slide is a light yellow color with a pattern of darker yellow hexagons arranged in a honeycomb-like structure. The hexagons are slightly offset from each other, creating a sense of depth and movement. The text is centered in the middle of the slide.

What do *you* and  
*your* home council *do*  
to *keep* the *lines* of  
communication open  
with *Administration*?



**What to Do and What not  
to Do.**



# Ways to Keep Administration Happy!

## Communication

This is the most important thing. Administration want to make the school better just like you do. To do so you must communicate effectivley with your Principal and Assistant Principles.

## Appreciation

Your administration does a lot for you and the school. It is important to show that you are thankful for it.



# Communication



- The number one thing you must do to run an effective student council is communicate with your school's administration.
- You must get everything you do approved by your principal.
  - At my school we must get any posters we hang up approved. To do so you must fill out a poster form and have the principal sign off.






# Appreciation



- Administration appreciation is one of my favorite things to do!
  - My principal Mr. Pope is very helpful for the student council at my school.
- National Assistant Principals week is April 6<sup>th</sup> - 10<sup>th</sup> of 2020.
- National Principals Month is October.



# Appreciation

- The real question is the “WHY”.
  - WHY should you show appreciation.
  - Without them we will not student government. They advocate for us on the higher level in our counites.
- 

# Things not to do to your Administration

- Make sure when wanting to communicate with those in high offices (Superintendent, Associate Superintendents, etc.) that you include your Principal.
  - These are their bosses, and you need to respect their position.
- Do not disrespect them. In any way, shape, or form. That also includes in and out of school.



A decorative background featuring a light yellow gradient with scattered yellow hexagons of varying sizes and orientations, some overlapping. The hexagons are arranged in a way that suggests a honeycomb or molecular structure.

# Conclusion

# Conclusion

- Remember to communicate and be appreciative of your administration.
- Don't disrespect your administration.

A decorative background featuring a pattern of yellow hexagons with white outlines, arranged in a honeycomb-like structure. The hexagons are scattered across the page, with a higher density on the left side and some isolated hexagons on the right.

**The End.**


# Thanks!

Do you have any questions?

catoxe9841@student.ccs.k12.nc.us



Instagram: c.atherineoxendine  
Snapchat: catherine\_oxe



CREDITS: This presentation template was created  
by **Slidesgo**, including icons by **Flaticon**, and  
infographics & images by **Freepik**

Please keep this slide for attribution.